

# Bolts for inline sliding windows and doors

**PVCu**  
windows and doors

## Espagnolette bolt F7,5

- Faceplate: 16 mm
- Locking: 1 to 4 points

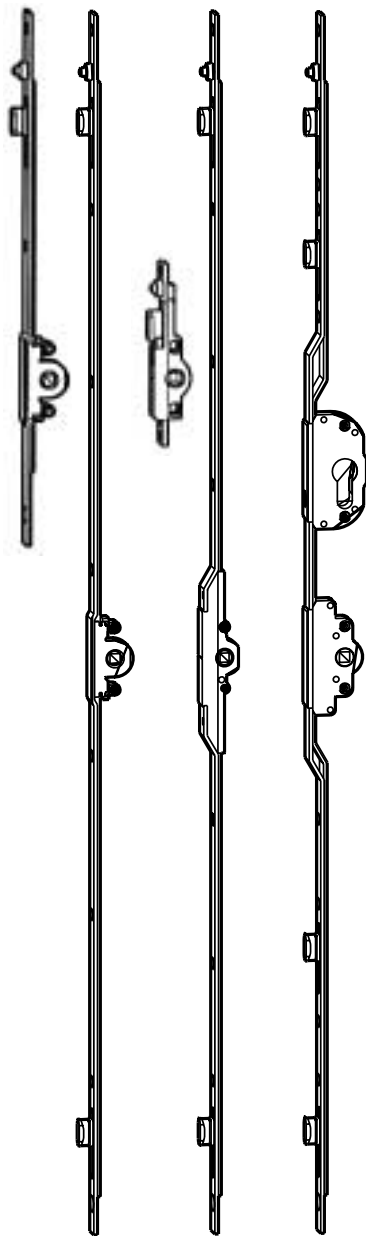
## Espagnolette bolt F15

- Faceplate: 16 mm
- Locking: 1 to 4 points

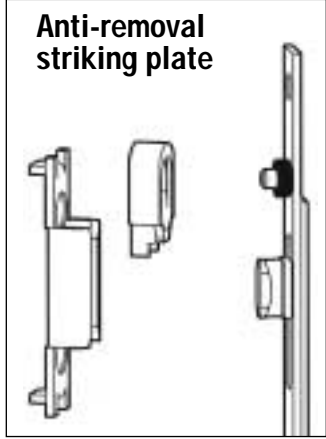
## Cylinder bolt

- Locking: 2 to 4 points

## Door buffer



## Anti-removal striking plate




## Handle DIRIGENT-F



## Door set

Inside/Outside



Handle sets are delivered with spindle and screws.

## Removable handle



**FERCO**  
INTERNATIONAL

B.P. 50042 - 57401 SARREBOURG CEDEX  
Tel.: (33) 03 87 23 31 11 - Fax: (33) 03 87 03 57 29

Site INTERNET <http://www.ferco.fr>

E-mail: [com.export@ferco.fr](mailto:com.export@ferco.fr)

PVCu  
windows and doors

# ROLL-LINE® runners

## AND INLINE SLIDER FITTINGS



PVCu  
windows and doors

# Combining flexibility and

## ROLL-LINE® Runners for inline slider windows and doors


FERCO has developed a new range of runners offering both easier assembly and more convenient adjustment:

- Adapted to suit most PVCu profiles
- Runners mounted in ball race bearings for smoother operation
- Speedier installation and easy access adjustment



### ROLL-LINE® 120

Choice of fixed or adjustable tandem rollers for sashes up to 120 kg maximum. Mounted into a 16 mm wide routing into the eurogroove. Good load distribution due to runner being in contact with sash reinforcement. Easy access adjustment.



ROLL-LINE® 120  
Supported on sash  
steel reinforcement

and efficiency



Adjustable ROLL-LINE® 50 runner



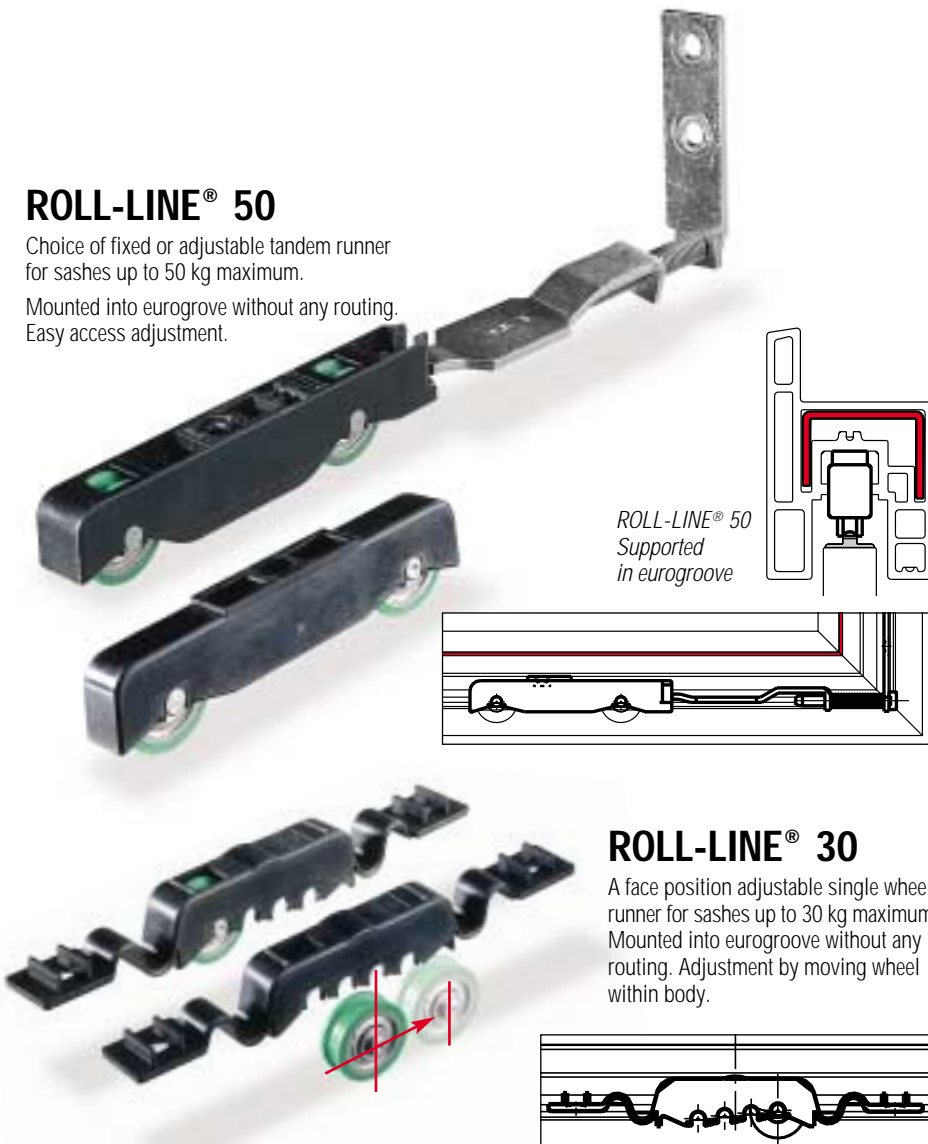
Adjustable ROLL-LINE® 120 runner



ROLL-LINE® 50 and 120 - easy access adjustment, without removing the sash.

### ROLL-LINE® 50

Choice of fixed or adjustable tandem runner for sashes up to 50 kg maximum. Mounted into eurogroove without any routing. Easy access adjustment.






ROLL-LINE® 50 Supported in eurogroove

### ROLL-LINE® 30

A face position adjustable single wheel runner for sashes up to 30 kg maximum. Mounted into eurogroove without any routing. Adjustment by moving wheel within body.

#### Features

			
Max. weight 30 kg	•		
Max. weight 50 kg		•	
Max. weight 120 kg			•
Mounting without routing	•	•	
Mounting with routing			•
Router 16mm Ø			•
Easy access adjustment		•	•
Adjustment with sash removed	•		
Adjustment by 4 mm Allen key		•	•
Quicker adjustment		•	•
Integrated adjustment restricter		•	•
Adjustment range in mm	0/+3	+/-3	+/-3
Fitted with ball bearings	•	•	•
Reduced installing time	•	•	•
Good load distribution	•	•	•